

2018 Election Results

Castine

Penobscot

Total
(Coverage area)

CANDIDATES

Governor

Alan Caron (withdrew)	Ind.	5	0	5
Teresea "Terry" Hayes	Ind.	14	35	49
✓ Janet Mills	Dem.	296	423	719
Shawn Moody	Rep.	141	249	390



U.S. House of Representatives, District 2 (Ranked Choice Voting)

Tiffany Bond	Ind.	20	41	61
Jared Golden	Dem.	284	418	702
William Hoar	Ind.	8	20	28
Bruce Poliquin	Rep.	141	231	372



U.S. Senate (Ranked Choice Voting)

Eric Brakey	Rep.	111	209	320
✓ Angus King	Ind.	297	420	717
Zak Ringelstein	Dem.	48	88	136



Maine Senate, District 8

✓ Kimberley Rosen		Rep.	189	319	508
Beverly Uhlenhake		Dem.	266	388	654



Maine House of Representatives, District 131

Nathalie Arruda		Dem.		362	362
✓ Sherman Hutchins		Rep.		343	343



Maine House of Representatives, District 133

Nancy Colwell		Rep.	160		160
✓ Sarah Pebworth		Dem.	290		290

District Attorney

✓ Matt Foster		Rep.	165	281	446
Steven Juskewitch		Ind.	252	377	629

County Commissioner, District 2

Percy Brown		Rep.	157	293	450
✓ John Wombacher		Dem.	284	386	670

Judge of Probate

William Blaisdell	Rep.	174	307	481
Lynne Williams	Dem.	271	379	650

Sheriff, Hancock County

✓ Scott Kane	Rep.	321	531	852
---------------------	------	-----	-----	-----

Registrar of Deeds, Hancock County

✓ Julie Curtis	Rep.	294	488	782
-----------------------	------	-----	-----	-----

* Unofficial results, election winners in **bold** with ✓

VOTER STATISTICS

Total registered voters		1055	1061	2116
Total votes cast		461	722	1183
Absentee ballots		---	122	122